

Connection Diagram

CAP 3016,6016 & 12016

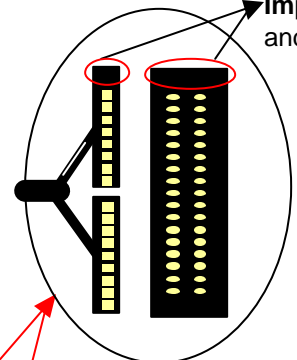


MIC Input

Sound recording Inputs
 1 Channel to MIC input
 2 Channels to Line Input
 16 Channels to A16 Sound Card

Note: Amplified MIC should be used for 2 or more Channels.

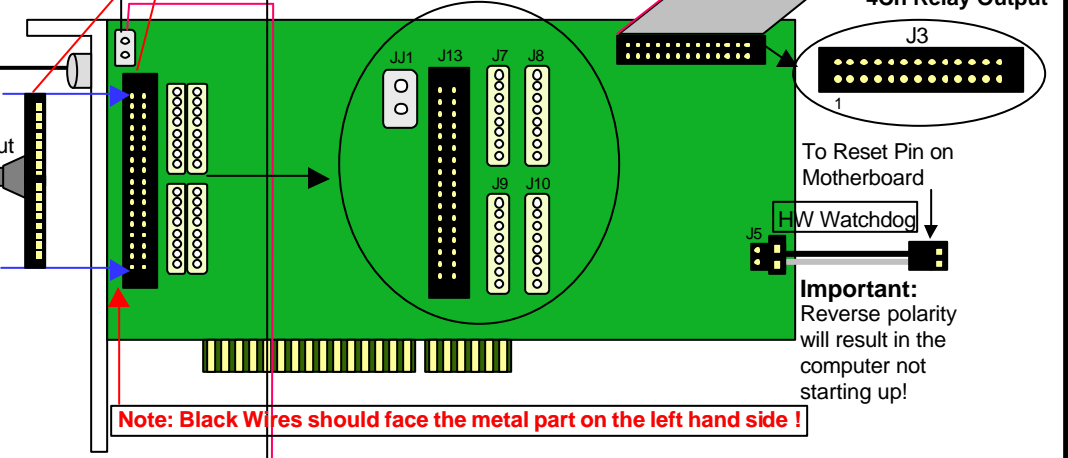
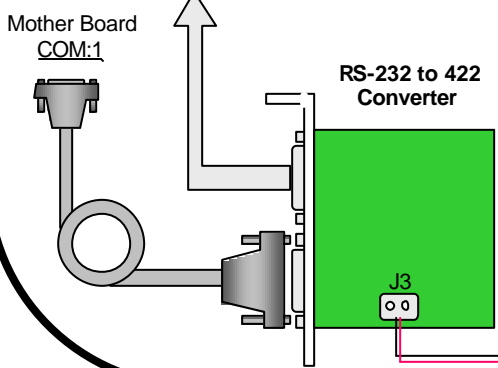
Important: The top hole in the connector is empty and MUST go in the pin less area of the slot.



NTSC Video Output

BNC Video Input
 1 Ch NTSC Output

PTZ Camera (RS-422,485)
 Pin 1TX(-), 2TX(+)



+5V Power Line